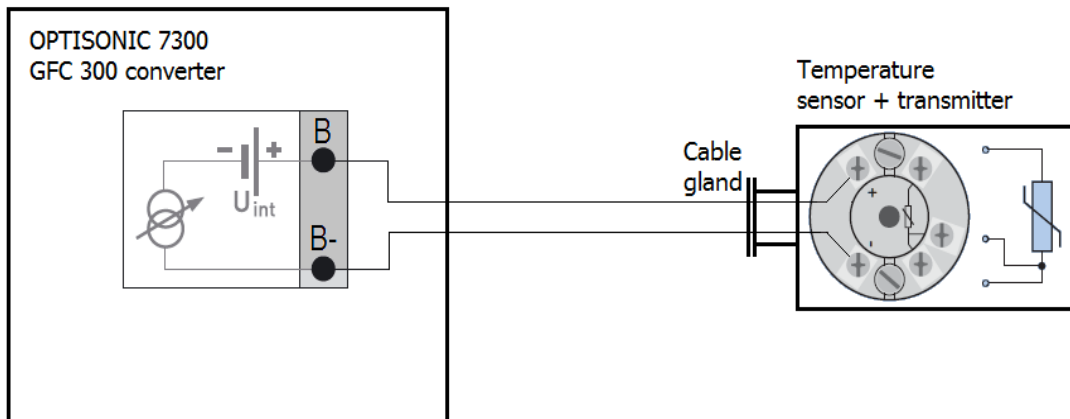


ATEX designation of system OPTISONIC 7300 Biogas: ATEX II 2G Eexd IIC T6

Connection diagram:



Flowmeter:

OPTISONIC 7300 with GFC 300 converter, Ex-e connection area.
ATEX: DEKRA 12 ATEX 0063 X

Temperature sensor+transmitter:

Type: LEX302018-S-140-G17, Ex-d PT100 incl. 4-20 mA transmitter, 0..100 °C
ATEX: ISSeP02ATEX012

Cable gland:

Type: CMP A2F, M20 Ex-D cable gland.
ATEX: Sira 07ATEX4326X



1 **TYPE EXAMINATION CERTIFICATE**

2 Equipment intended for use in Potentially Explosive Atmospheres Directive 94/9/EC

3 Certificate Number: **Sira 07ATEX4326X** Issue: **10**

4 Equipment: **Ranges of Cable Glands Types A2F, A2E, A2FRC, A2F-FC, A2F-HC, SS2K, E** and PX****

5 Applicant: **CMP Products Limited**

6 Address: Glasshouse Street
St Peters
Newcastle upon Tyne NE6 1BS
UK

7 This equipment and any acceptable variation thereto are specified in the schedule to this certificate and the documents therein referred to.

8 Sira Certification Service certifies that this equipment has been found to comply with the Essential Health and Safety Requirements that relate to the design of Category 3 equipment, which is intended for use in potentially explosive atmospheres. These Essential Health and Safety Requirements are given in Annex II to European Union Directive 94/9/EC of 23 March 1994.

The examination and test results are recorded in the confidential reports listed in Section 14.2.

9 Compliance with the Essential Health and Safety Requirements, with the exception of those listed in the schedule of this certificate, has been assessed by reference to:

EN 60079-0:2004

EN 60079-15:2003

10 If the sign "X" is placed after the certificate number, it indicates that the equipment is subject to special conditions for safe use specified in the schedule to this certificate.

11 This TYPE EXAMINATION CERTIFICATE relates only to the design of the specified equipment, and not to specific items of equipment subsequently manufactured.

12 The marking of the equipment shall include the following:

 II 3 G
Ex nR II

Project Number 25831
C. Index 07

This certificate and its schedules may only be reproduced in its entirety and without change.

D R Stubbings BA MIET
Certification Manager


Form 9401 Issue 1

Page 1 of 13

Sira Certification Service

Rake Lane, Eccleston, Chester, CH4 9JN, England

Tel: +44 (0) 1244 670900
Fax: +44 (0) 1244 681330
Email: info@siracertification.com
Web: www.siracertification.com



Institut Scientifique de Service Public

- Etablissement de Recherche et de Développement
- Centre de Projets Industriels
- Laboratoires d'Essais, d'Expertises et d'Analyses

88845 / Ader / ader

Colfontaine, 07.06.2004.

Thermo-Electra B.V.
c/o Mr. Ferry van Leeuwen
P.O. Box 73
2640 AB Pijnacker
The Netherlands

Dear Mr. van Leeuwen,

Subject : Sensor type LEX 30 - ISSeP02ATEX012.

Temperature Sensor type LEX 30, manufactured by your Company, is covered by the certificate ISSeP02ATEX012 and variation 1.

I hereby confirm that in case of the use of a low temperature certified head (for. ex. -35° C), the Temperature Sensor remains covered by the above mentioned certificate despite the low ambient temperature.

We hope that you will find the above information to your satisfaction.

Sincerely yours,

A. DERAMEAUX.

A. RENAUD,
Directeur du site de Colfontaine.

Siège social et site de Liège : Rue du Chéra 200 - B-4000 Liège (Belgique)
Tél. 04 229 83 11 - Téléfax 04 252 46 65

Site de Colfontaine : Zoning A. Schweitzer, rue de la Platinerie - B-7340 Colfontaine (Belgique)
Tél. 065 61 08 11 - Téléfax 065 61 08 08



(1) **EC TYPE EXAMINATION CERTIFICATE**

(2) **Equipment or protective system intended for use
in potentially explosive atmospheres
Directive 94/9/EC**

(3) EC type examination certificate number: **ISSeP02ATEX012**

(4) Equipment : temperature sensor device model LEX 30

(5) Applicant – Manufacturer : Thermo-Electra b.v.

(6) Address: Weteringweg 10 P.O. Box 73
NL 2640 AB PIJNACKER
The Netherlands

(7) This equipment or protective system and any acceptable variation thereto is specified in the schedule to this certificate and the documents therein referred to.

(8) ISSeP, notified body n° 492 in accordance with article 9 of the Council Directive 94/9/EC of 23 March 1994, certifies that this equipment or protective system has been found to comply with the Essential Health and Safety Requirements relating to the design and construction of equipment and protective systems intended for use in potentially explosive atmospheres given in annex II to the Directive.


The examination and test results are recorded in confidential report n° 01100

(9) Compliance with the Essential Health and Safety Requirements has been assured by compliance with:
EN 50014 – Ed. 1997 + A1 and A2 - 1999
EN 50018 – Ed. 2000

(10) If the symbol "X" is placed after the certificate number, it indicates that the equipment or protective system is subject to special conditions for safe use specified in the schedule to this certificate.

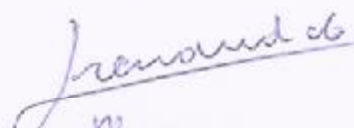
(11) This EC TYPE EXAMINATION CERTIFICATE relates only to the design, examination and tests of the specified equipment or protective system in accordance to the Directive 94/9/EC. Further requirements of this Directive may apply to the manufacturing process and supply of this equipment or protective system. These are not covered by this certificate.

(12) The marking of the equipment or protective system shall include the following indications:

 II 2 G EExd IIC T6

Colfontaine, the 07.03.2002

INSTITUT SCIENTIFIQUE DE SERVICE PUBLIC
Rue Grande, 60 - B7340 Colfontaine
Tél: ++ 32 65 610811 – Fax: ++ 32 65 610808


Renaud Alain
Manager of Colfontaine division

This certificate may only be reproduced in its entirety and without any change, schedule included

(13)

SCHEDULE

(14)

EC TYPE EXAMINATION CERTIFICATE N^R ISSeP02ATEX012

(15) Description of the equipment :

The temperature sensor device model LEX 30 consists in a metal box fitted with a threaded cover, a temperature probe and connection threaded holes. Inside the box is fitted one terminals block or one electronic assembly generically named « hockey puck ».

The ambient temperature of use of the apparatus is included between -20°C and $+65^{\circ}\text{C}$.

The option with springs fitting probe shall be located in a thermowell ensuring the classification IP66 according IEC 529.

Connection of the apparatus.

The connection of the apparatus shall be made by cable entries of a certified flameproof model or by threaded metal conduits; in this case a stopping box with compound filling of a certified flameproof model shall be placed at the entry of the apparatus. The unused threaded holes shall be shut by certified flameproof plugs. These accessories shall be screwed in accordance with the prescriptions of the item 5.3. of EN 50018. These accessories are not included in the present certificate and shall be suitable with the conditions of use.

Routine verifications and tests.

The manufacturer shall make the routine verifications and tests necessary to ensure that the electrical apparatus produced complies with the specification submitted to the testing station together with the prototype or sample (item 24 – EN 50014).

The routine pressure test exemption is conceded for the box ; each probe shall be tested to a minimum static pressure of 10 bar (item 16 – EN 50018).

Electrical parameters :

V max = 48 V. – 2 W. maximum

(16) Descriptive documents

The report n° 01100 of 28.02.02 composed in total of 23 pages.

The drawings n°

2001.1271-001 of 20.02.02. rev. 0

2001.1271-002 of 20.02.02. rev. 0

The instructions sheet ref IK 2001-1271 of January 2002

(17) Special condition for safe use : nihil

(18) Essential Health and Safety Requirements: nihil

This certificate may only be reproduced in its entirety and without any change, schedule included